

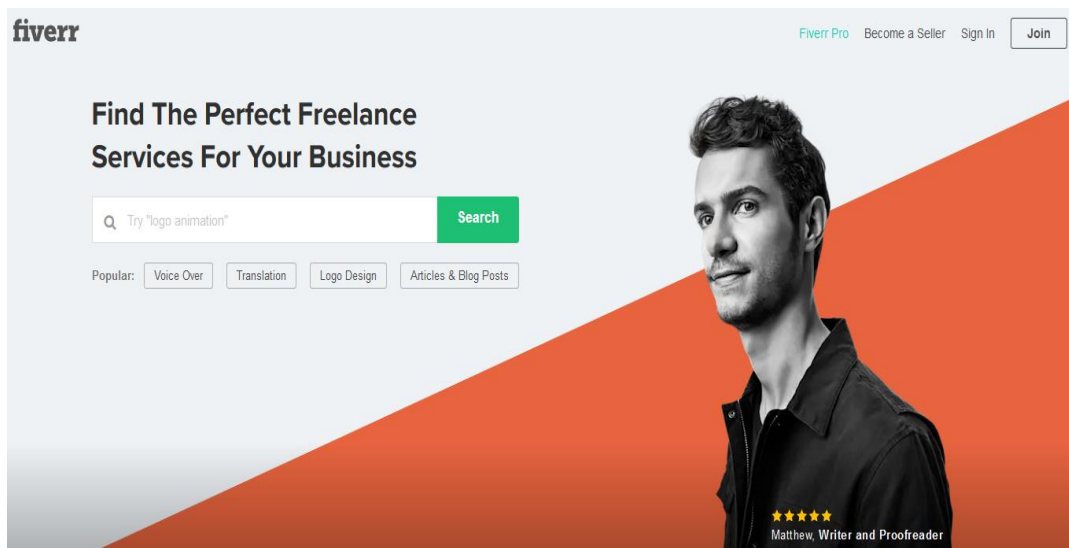
Videly Cash Machine Get Clients On Fiverr

In this training guide we will show you how you can sell your services **on Fiverr.com**

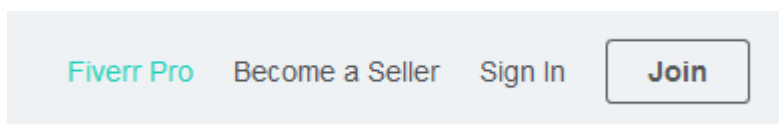
There are hundreds of people looking for Video SEO and rankings, and you can offer them amazing results that increase their conversions and views, by using **Videly!**

Creating a new gig on Fiverr.com


1. Open <https://www.fiverr.com> in your browser.



2. In the top right corner, click on **Join** (if you do not have an account) or **Sign In** (if you already have an account)



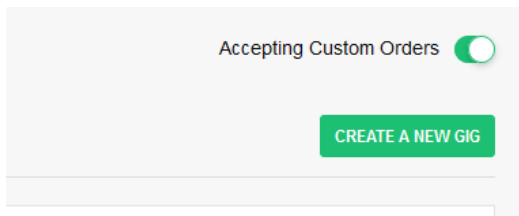
3. After you create your account and Log In to Fiverr, click on “Switch To Selling” in the top right part of the page



4. Once Fiverr jumps to the “Selling” interface, click on Gigs from the top left part of the screen



5. Click on Create New Gig to create your first Video Ranking Gig on Fiverr



6. The first thing that you need to fill in are the title and category of your gig:

A screenshot of the 'Create New Gig' form. The 'GIG TITLE' field contains the text 'I will help rank your YouTube videos in under' with a character count of '48 / 80 max' and a 'Just perfect!' status. The 'CATEGORY' section has two dropdown menus: 'DIGITAL MARKETING' and 'VIDEO MARKETING'. Below these are 'SUGGESTED CATEGORIES' with links like 'Digital Marketing > Video Marketing'. The 'SERVICE TYPE' dropdown is set to 'VIDEO SEO' and is marked as 'Recommended'. The 'SEARCH TAGS' section shows five tags: 'YOUTUBE RANKING', 'YOUTUBE VIDEO SEO', 'VIDEO PROMOTION', 'YOUTUBE PROMOTION', and 'VIDEO RANKINGS'. A note at the bottom states: 'Please note: Some categories require that sellers verify their skills.'

Make your title creative and eye catchy!

We suggest titles like:

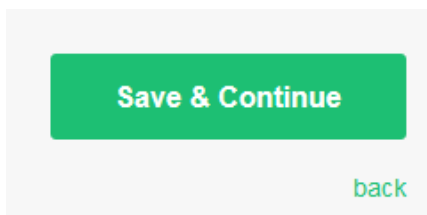
- I will rank your YouTube video in under 24 hours
- I will boost your YouTube channel exposure
- I will make your videos rank on the #1 Page
- I will boost the rankings of your YouTube videos
- I will SEO Optimize your YouTube Videos
- I will help you get more views by Ranking your Video

Select the category **Digital Marketing** and the subcategory **Video Marketing or Video SEO**


















Final part of Step 1 is to fill in the tags related to your gig. We recommend entering the following tags (but you can add more if you want):

Youtube ranking,youtube video seo, video promotion, youtube promotion, video rankings

Once you are done filling the information, click on Save and Continue button from the bottom right part of the page:



7. The packages of your Gig.

	BASIC	STANDARD	PREMIUM
	Single Video Ranking 	Name your package 	Name your package 
	Improve SEO of 1 YouTube Video 	Describe the details of your offer  <p>Unlock your potential revenue with all 3 Packages</p> <p>Try Now</p> <p>Learn more</p>	
	3 Days Delivery 	Delivery Time 	Delivery Time 
Page/Channel Evaluation	<input type="checkbox"/>	<input type="checkbox"/>	<input type="checkbox"/>
Keyword/Hashtag Research	1 	Select 	Select 
Videos Optimized	1 	Select 	Select 
Title & Description Optimized	<input checked="" type="checkbox"/>	<input type="checkbox"/>	<input type="checkbox"/>
Meta Tag Optimization	<input checked="" type="checkbox"/>	<input type="checkbox"/>	<input type="checkbox"/>
Price	\$5 	\$5 - \$995 	\$5 - \$995 

Each gig can contain up to 3 packages. In this example, we will add 1 single package (but you can go with more if you want).

Enter a title and description for your package, select the number of revisions you will do (free) for the thumbnail that you create, and set the price to \$5.

We recommend setting the price to \$5 but adding more “Gigs Extra” to increase the final price.

8. The “Gigs Extra” step is where you can earn the most money from your gig.

Extra fast delivery

Basic I'll deliver in only for an extra

Title *20 / 20 max*

Description

For an extra and an additional

[+ Add Gig Extra](#)

Because you are using Videly to help your clients Rank and optimize their Video, you can do that very fast! Your clients won't know that, so you can add the **“Extra Fast Delivery” in 1 day and get an extra \$15** for this service!

Trying and testing our new titles and descriptions is easy with Videly, so you can add “Additional Revisions” for the work, and for that, you get an extra \$10.

I recommend to add “Extras” to you Gig, like in the example above. Click on “Add Gig Extra” and enter extra things users can buy from you.

For example, you can optimize another video with Fast Delivery, and the user can pay only \$15 instead of \$20.




It's a super easy way to increase your Gig's value and profitability. I recommend being creative and think of “Gig Extras” you can add to your Gig.

Once you are done filling everything, **click on Save & Continue.**

9. Fill in your Gig's Description.

Description

Briefly Describe Your Gig

B I   

Being an SEO expert for over 10 years I can help you bring better rankings, views and conversions for your YouTube videos.
Until now I have helped hundreds of YouTube channels boost their Video Rankings, and I am sure I can do the same for you.
All that I need is your main niche and keyword, and after that I will research over 100 factors that will help your videos rank better and get more views and traffic!

412/1200 Characters

This is your chance to be creative. Explain your Gig as much as possible, and explain to the client, the benefits of working with you.

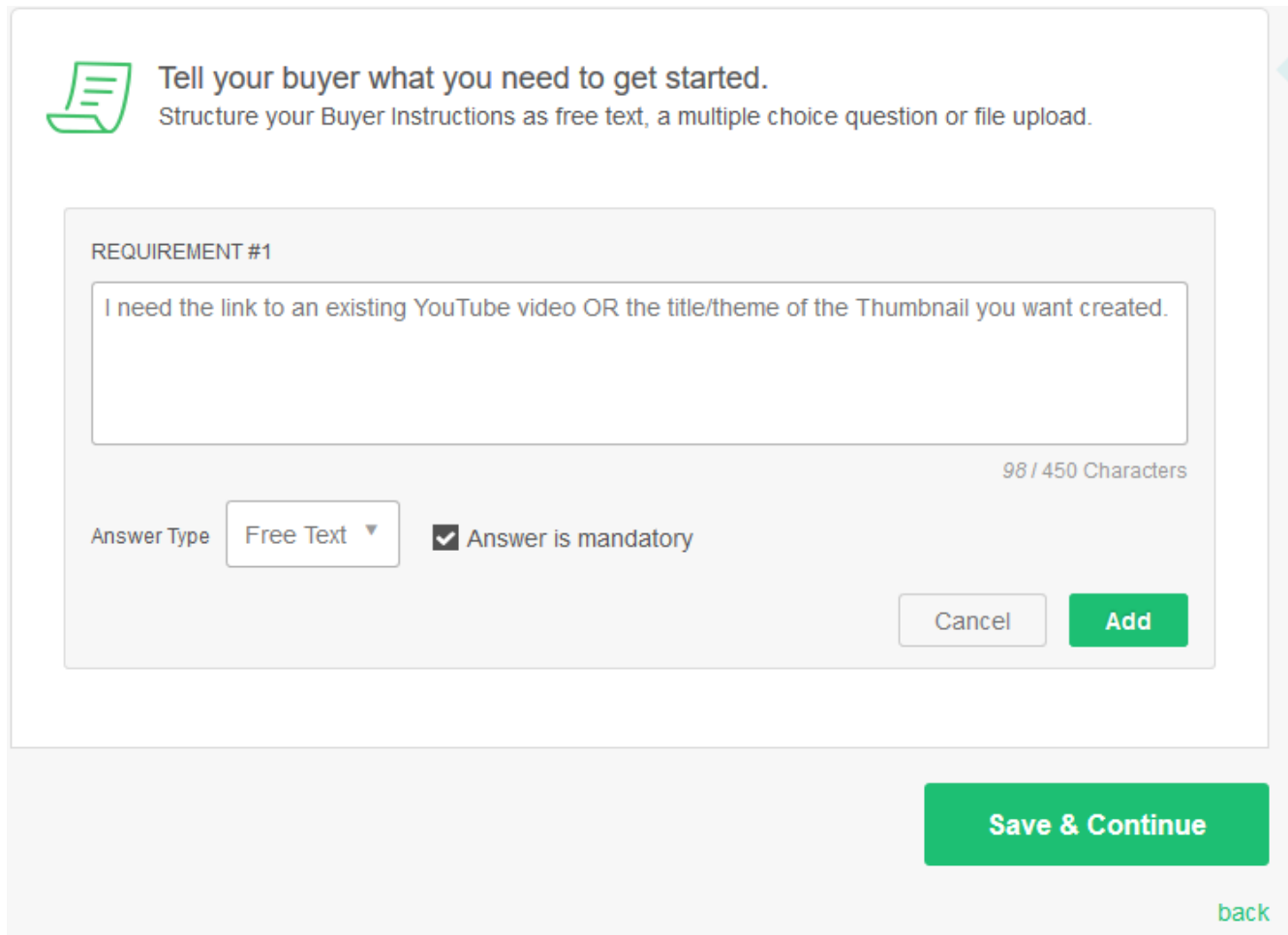
Describe what you are offering. Be as detailed as possible so buyers will be able to understand if this meets their needs. Should be at least 120 characters.


“Being an SEO expert for over 10 years I can help you bring better rankings, views and conversions for your YouTube videos.

Until now I have helped hundreds of YouTube channels boost their Video Rankings, and I am sure I can do the same for you.

All that I need is your main niche and keyword, and after that I will research over 100 factors that will help your videos rank better and get more views and traffic! “

10. Fill in the requirements needed to start the Gig.



 **Tell your buyer what you need to get started.**
Structure your Buyer Instructions as free text, a multiple choice question or file upload.

REQUIREMENT #1

I need the link to an existing YouTube video OR the title/theme of the Thumbnail you want created.

98 / 450 Characters

Answer Type Answer is mandatory

[back](#)

In this step you will need to ask the client what information you need to start the gig.

Usually this is simple, you can enter the following text:

“I need the link to an existing YouTube video and the main keyword you are targeting with that video.”

If he gives you this information, then it's more than enough to start ranking and optimizing the. Of course, **you can ask for more details like:**

- A) Do you want to change the niche for that video?
- B) Do you want to target multiple keywords?

11. Build your Gig's gallery

In this step you will need to add rankings that you achieved using Videly. I recommend to first rank some videos for yourself, and then use these rankings as proofs for your customers!

You can also check our Videly main page at <https://videly.com> to find some ranking proofs that you can also use in your gigs.

Potential clients will first see your rankings, and if they look amazing, the client will surely work with you.

12. That's it! You created your first Gig

The only thing left to do is verify your phone number (in case you didn't do it already) and simply wait for the orders to come!

It's that simple to start a new Fiverr Gig and start earning money by ranking videos using Videly!

Congratulations!

You're almost done with your first Gig.

Before you start selling on Fiverr, there is one last thing we need you to do:
The security of your account is important to us. Therefore, we require all our sellers to verify their phone number before we can publish their first Gig.

Your phone number remains private and is not used for marketing purposes. See more in our [Privacy Policy](#)

[Verify Now](#)

[back](#)